

Product catalog

***PROVIDING THE BEST SOLUTIONS
FOR CABLE HANDLING***

LOIMEX

**MACHINES AND ACCESSORIES FOR MEASURING,
COILING, CUTTING AND STORING CABLE**

www.loimex.com

CABLE WINDING MACHINES - CATALOGUE

7th edition '19

LOIMEX



Cable measuring devices

2 - 3




Cable coiling and measuring

4 - 5



Coiling and measuring devices

6 - 7



Cable winding machines

8 - 9



Fully automatic machines

10 - 11



Pay-off cable machines

12 - 13



Accessories for cable machines

14 - 15



Accessories and reel-racks

16 - 17



Specifications - DIN normative

18 - 19



Our company & contact info

20 - 22

Hand held cable measurers



H11/S

H12

Portable manual measuring devices are specially designed for measuring cables quickly. In addition to its reduced weight and size, make them an ideal tool for measurements directly from the place where the coil wire is.

RANGE OF APPLICATION:

- H11 for electrical cables 5-21 mm
- H11/S for wire ropes 5-12 mm and electrical cables 5-21 mm
- H12 for electrical cables 5-50 mm
- H12/S for wire ropes 5-22 mm and electrical cables 5-50 mm
- H12CP for flat cables max. 90 mm

FEATURES

- Housing and pressure stirrup made of aluminum.
- Steel measuring wheel 20 cm in circumference, knurled surface.
- Measuring wheel of model /S made of hardened steel.
- Roller counter with continuous indication of the measure.
- Measuring range 999,99 m., zeroing by lever.
- Accuracy $\pm 1\%$



MH30

The cable and wire measuring devices can be used in a fixed position or together with machines coiling cables. The guide rollers are installed so as to permit material to be fed from reel racks or reel jacks.

FEATURES

- Cables and similar materials 3 to 30 mm. \varnothing
- Steel housing, aluminum measuring wheel.
- Enclosed guide conduit for tangential passage of the material to be measured.
- Roller counter with continuous indication of the measuring results.
- Measuring range 999,99 m.
- Optionally with digital counter.
- Accuracy $\pm 1\%$

Cable Measurer	H11	H11/S	H12	H12/S	H12/CP	MH30
Cable \varnothing mm.	5 - 21	5 - 21	5 - 50	5 - 50	5 - 50	1 - 30
Steel cable \varnothing mm.	-	1 - 12	-	5 - 22	-	-
Flat cable mm.	-	-	-	-	90	-
Dimensions mm.	295x160x65	295x160x65	330x215x75	330x215x75	330x215x75	560x260x220
Weight kg.	1,10	1,12	1,92	1,92	1,92	10,5

RANGE OF APPLICATION:

The cable and wire measuring devices can be used in a fixed position or together with machines for reeling and coiling cables. The guide rollers are installed so as to permit material to be fed from reel jacks. The devices are constructed for heavy industry production. The most important parts are fixed safe inside of the measuring device. The M60CP measurer device is for measuring flat cable with a maximum wide of 100 mm.

OPERATION:

The material is drawn between the guide rollers to the start position whereby the pressure roll is raised by a lever. After setting the counter to zero the required amount of cable is drawn through and cut off at the start position.

CALIBRATION:

Our measures M series complies with metrological standards and requirements concerning accuracy as defined in the **MID MI-009** Directive and can be used therefore as approved meters also in legal transactions.

MEASURING ACCURACY:

Due to the big perimeter of 1,00 m., the measuring accuracy of these devices are $\pm 0,5 \%$

ELECTRONIC MEASURING:

As an accessory these devices can be equipped with electronic incremental encoder which supplies the data to a digital counter with the possibility of pre-lection of length and progressive or degressive speed.


Optional **Wellmec 7.2** digital counter can store more than 9000 records of measurements and invalidate incorrect measures, like wrong accelerations, exceeding 200meters/minute and giving a record for each measure, fully compliant to the **2014/32/EU Directive**

MEASURING SPEED:

max. 200 m./ min.



M20



M40



M60




M80

Cable Measurer	M20	M40	M60	M60/CP	M80
Cable Ø mm.	1 - 20	3 - 40	10 - 60	10 - 60	20 - 80
Steel cable Ø mm.	/S (1-8)	/S (1-22)	/S (3-32)	-	/S (5-55)
Flat cable mm.	-	-	-	100	-
Dimensions mm.	360x280x400	550x300x420	700x360x600	700x400x600	870x390x670
Weight kg.	13	28	52	60	80

Cable coiling and measuring devices



MTR70



MTR100

RANGE OF APPLICATION:

The cable and wire measuring devices can be used in a fixed position or together with machines for reeling and coiling cables. The guide rollers are installed so as to permit material to be fed from reel jacks. The devices are constructed for heavy industry production. The most important parts are fixed safe inside of the measuring device.

MEASURING ACCURACY:

Two lower fixed wheels- one serves as a measuring wheel- with different intermediate rollers and two upper moving wheels, joined together by a special belt.

The measuring accuracy are $\pm 0,2 \%$ for round cable and $\pm 0,4 \%$ for twisted cables.

ELECTRONIC MEASURING:

Can be equipped with an electronic incremental encoder.

Cable Measurer	MTR50	MTR70	MTR100
Cable Ø mm.	4 - 50	5 - 70	10 - 100
Dimensions mm.	800 x 300 x 670	1070 x 360 x 670	1400 x 395 x 810
Weight kg.	65	90	125

R41H



RANGE OF APPLICATION:

- in the winding material store at distributors.
- winding and measuring out of storing systems

STRUCTURE:

Sturdy frame for stationary mounting, with heavy base plate and transport rollers. Coiling shaft mounted in double ball bearings.

CAPACITY:

Collapsible coiling device RD30H, Optionally with width regulated. Maximum capacity: 150 kg.

OPTIONAL:

- Type R41H with measurer type H12 directly attached to the R41 machine.
- Optionally motorized type R42 driven by foot pedal.

Cable Measurer	R41	R41H	R41M
Cable Ø mm.	-	5 - 30	Opcional
Dimensions mm.	680 x 800 x 1250	680 x 1000 x 1250	680 x 1000 x 1250
Weight kg.	52	60	98

Cable coiling and measuring devices

RANGE OF APPLICATION:

Automatic cable cutting machine, for making repetitive cuts of cables from 1 to 50 mm. Ø and lengths from 100mm up to 999 meters and a precision of 1mm. Accuracy of ± 1 %

STANDARD VERSION:

- Touch screen for easy handling it
- Two powerful drive belts ensures a perfect processing across the entire range of cables
- Acoustic signal and visual signal tower
- Motor drive with reduction gear
- Speed from 0.5mts/min to 20mts/min.
- Maximum safety category, EC mark

OPTIONAL:

- Hydraulic cutter
- Pneumatic cutter
- Inkjet printer to print the cable
- Computer link software



RANGE OF APPLICATION:

- in the winding material store at distributors and industrial plants.
- winding and measuring out of storing systems

RANGE OF USE:

- D11H Cables & similar materials Ø 5-16 mm
- D16H Cables & similar materials Ø 1-16 mm

STANDARD VERSION:

- Exact length measuring on D16H
- D16 electrical version
- Unwinding device, model A20, consisting of support plate Ø 500 mm. with plug-in cone Ø 60:200 mm., 350 mm. high, pedestal base.
- Coiling device, model R20, with conical wooden core and 4 serving grooves. Ø 150 mm. and width of 90 mm.

OPTIONAL:

- Base union with feet for D11H, D16H types.



Coiling devices	D11H	D16H	D17	D18
Cable Ø mm.	H11 (5 - 16)	M20 (1 - 16)		
Steel cable Ø mm.	/S (1-8)	/S (1-8)	/S (8)	/S (8)
Optional mesa	/P	/P	/P	/P
Dimensions mm.	360x280x400	550x300x420	550x390x670	870x390x670
Weight kg.	13	28	80	110

Unwinding and coiling devices



Units for unwinding cable with a rolling plate and adjustable width, check models.

Unwinding devices

	A20	A40	A62
Plate Ø mm.	500	700	850
Cone Ø mm.	60 : 200	120 - 650	160 - 700
Height mm	350	250	250
Capacity kg.	30	150	300
Weight kg.	9	15	22



Collapsible coiling devices comprising a front and rear crosspiece with four blades and a hub with four collapsible sectors.

Useful to be adapted to our machines for making coils of cable.

Cone can be adjusted to several sizes and width can be regulated to make perfect coils of cable.

High capacity and lightweight.

Can be designed according to customer's needs.

Coiler winder devices

	RD20	RD30	RD80	RD100
Height Ø mm.	600	800	800	800
Cone Ø mm.	215	350 - 420		
Width mm	150	90 - 120 - 150 - 200		
For use on machines type	D	D, R41	DTR80	DTR100
Capacity kg.	100	150	150	150
Poids kg.	15	33	34	34

Coiler winder devices

	RT8.20	RT.9.25	RT10.25	RG8.25
Height Ø mm.	800	900	1000	800
Cone Ø mm.	350-420	390 - 450 - 530		
Width mm	200	100 - 150 - 200 - 250		
For use on machines type	TR125	TR7, TRG, TRP		TRG
Capacity kg.	150	150	150	150
Poids kg.	34	35	37	39

Devices for coiling and measuring cable

Compact machines for making coils and winding reels with flexible or semi-rigid electric cable from 1 to 40mm Ø.

A light-weight, agile and compact design for reducing moving times, with quick and precise mechanisms for shortening preparation times and with high-speed coiling.

D30:

- Sturdy frame construction with steering wheels.
- Platform to place measurers type M, M/S.
- Mechanical counter type M410, option digitals.
- Coiler RD30, for more info see page 10.
- Small drums of 800 Ø and maximum 250 width.
- Gentle start, infinitely adjustable, frequency controlled drive.
- Safety cage with automatic switch-off following CE securities directive.

OPTIONALS:

- Safety protection with light beams.
- Safety protection with doors for krane lift access.
- Fixed to the floor.

D30H



D30



D30-2C



Specifications	D30H	D30	D30-2C
Measurer device		M20, M40 and /S	
Coiler device	RD30H	RD30	RD30
REELS Ø mm	-	800	650
Wood. drums Width and Weight	-	250mm (200kg)	710mm (400kg)
Power Kw. (HP)	-	1.1 (1.5)	1.1 (1.5)
R.P.M.	-	15-80	15-80
Voltage	-	110V - 230V / 50-60Hz (-HE: 200-400V III)	
Torque Nm	-	198	198
Drum Lifting	-	-	Hydraulic handle
Drum Lifting for -HE type	-	-	Electro Hydraulic
Dimensions mm. (Largo x Ancho x Alto)	1560x700x1100	1600x1020x1400	1590x1400x1750
Weight kg.	120	350	630

Standard cable winding machines



DTR80

Compact machines for making coils and winding reels with flexible or semi-rigid electric cable.

A light-weight, agile and compact design for reducing moving times, with quick and precise mechanisms for shortening preparation times and with high-speed coiling.



STANDARD VERSION:

- Sturdy frame construction with steering wheels.
- Collapsible coiling device type RD.
- Drum lifting and lowering:
DTR by hydraulic jack handle.
DTR-HE by Electro Hydraulic group.
- Manually opening and closing of the center sleeves.
- Safety cage with automatic switch-block following CE securities directive.

DTR100



OPTIONALS:

- All measuring devices
- Digital counters with preset meters
- Electro hydraulic lifting
- Cable cutters, manual and hydraulic
- Coilers heads for cable rings
- Automatic traverse units

Specifications	DTR80	DTR100
Measurer device	M20, M40, M60, MTR50 and /S	
Coiler device	RD80	RD100
REELS Ø mm	800	1000
Wood. drums Width and Weight	620mm (400kg)	780mm (800kg)
Power Kw. (HP)	1.1 (1.5)	1.5 (2.0)
R.P.M.	15-80	15-80
Voltage	200 III o 220 L + N / 50-60Hz	
Torque Nm	315	338
Drum Lifting	Hydraulic handle	Hydraulic handle
Drum Lifting for -HE type	Electro Hydraulic	Electro Hydraulic
Dimensions mm. (Largo x Ancho x Alto)	1700x1800x1950	1700x1800x1950
Weight kg.	550	600

Semi-Automatic cable winding machines

Semi-automatic types for trade and industry focus on rewinding cables from drum to drum. Very fast and easy modification also allows each machine to be fitted with winding heads in various diameters and adjustable versions, in order to make cable rings.

RANGE OF APPLICATION:

- winding and measuring out of storing systems
- winding and measuring from reel to reel
- winding and measuring from reel to coil

RANGE OF USE:

- Cables and similar from \varnothing 1 to 80 mm.
- Metal wire ropes from \varnothing 1 to 55 mm.
- Reels up to **2 000mm \varnothing & 4 000 kg.**

STANDARD VERSION:

- Sturdy frame construction.
- Hydraulic lifting and lowering
- Motorized hydraulic axle and fast grip on the right axle.
- Touch panel operated
- Mast swivel for coiler device
- Manually opening and closing of the center sleeves.
- Gentle start, infinitely adjustable, frequency controlled drive.
- Safety cage with automatic switch-off following CE securities directive.

OPTIONALS:

- All measuring devices
- Coiler heads for cable rings
- Other options specified in accessories pages



Specifications - TR 7

Specifications - TR 7		TR147	TR167	TR207
Measurer device		Any M, M/S and MTR measurer series		
Coiler deviceB		RT9.25	RT9.25, RT10.25 and RT - GIR	
REELS	Min - Max. \varnothing mm	600 - 1400	700 - 1600	700 - 2000
	Min - Max. width	300 - 950	450 - 1150	450 - 1150
	Max. weight	1500 kg	2000 kg	3000-4000 kg
DRIVE	Power Kw. (HP)	2.2 (3.0)	3.0 (5)	7.5 (10)
	R.P.M. U/min	15 - 80	15 - 80	10 - 60
	Voltage	200 III o 400V III + N / 50-60Hz		
	Torque	475	637	2204
Drum Lifting		Hydraulic touch panel operated		
Dimensions mm.		See page 18 for dimensions		
Weight kg.		1050	1100	1200

Full-Automatic cable winding machines



Full automatic types for trade and industry focus on rewinding cables from drum to drum. Very fast and easy modification also allows each machine to be fitted with winding heads in various diameters and adjustable versions, in order to make cable rings.

RANGE OF APPLICATION:

- in the winding material store at distributors and industrial plants.
- winding and measuring out of storing systems
- winding and measuring from reel to reel
- winding and measuring from reel to coil

RANGE OF USE:

- Cables and similar from \varnothing 1 to 100 mm.
- Metal wire ropes from \varnothing 1 to 55 mm.
- Reels up to **2 500mm \varnothing & 5 000 kg.**

STANDARD VERSION:

- Sturdy frame construction.
- Hydraulic lifting and lowering
- Motorized hydraulic axle
- Colour touch panel 7"
- moveable arms, automatically and manually.
- Collapsible coiling device attached at the arm
- Automatic cable laying device
- Manually opening and closing of the center sleeves.
- Gentle start, infinitely adjustable, frequency controlled drive.
- Safety cage with automatic open and close - following CE securities directive.

OPTIONALS:

- All measuring devices
- Other options specified in accessories pages

Specifications - TRG

Specifications - TRG		TRG160	TRG200	TRG250
Measurer device		Any M, M/S and MTR measurer series		
Coiler deviceB		RG8.25		
REELS	Min - Max. \varnothing mm	600 - 1600	600 - 2000	600 - 2500
	Min - Max. width	380 - 1150	520 - 1450	520 - 1450
	Max. weight	2000 kg	3000 kg	5000 kg
DRIVE	Power Kw. (HP)	3.0 (5)	5.5 (7.5)	7.5 (10)
	R.P.M. U/min	10 - 100	10 - 70	8 - 50
	Voltage	200-400V III + N / 50-60Hz		
	Torque Nm	637	1208	2204
Drum Lifting		Hydraulic touch panel operated		
Dimensions mm.		See page 18 for dimensions		
Weight kg.		1400	1650	1900

Fully automatic take-up gantry machine

Gantry types for trade and industry focus on rewinding cables from drum to drum. Very fast and easy modification also allows each machine to be fitted with winding heads in various diameters and adjustable versions, in order to make cable rings.

RANGE OF APPLICATION:

- in the winding material store at distributors and industrial plants.
- winding and measuring out of storing systems
- winding and measuring from reel to reel
- winding and measuring from reel to coil

RANGE OF USE:

- Cables and similar from \varnothing 1 to 100 mm.
- Metal wire ropes from \varnothing 1 to 55 mm.
- Reels up to **2 800mm \varnothing & 10 000 kg.**

STANDARD VERSION:

- Sturdy frame construction.
- Hydraulic lifting and lowering
- Motorized hydraulic axle
- Colour touch panel 7"
- Moveable arms, automatically and manually.
- Manually opening and closing of the center sleeves.
- Gentle start, infinitely adjustable, frequency controlled drive.
- Safety cage with automatic opening and closing and following CE securities directive.

OPTIONALS:

- All measuring devices
- Coiler heads for cable rings
- Other options specified in accessories pages



TRP6



Specifications- TRP

TRP 6

TRP 10

Specifications- TRP		TRP 6	TRP 10
Measurer device		Any M, M/S and MTR measurer series	
Coiler deviceB		RT9.25 / RT10.25	
REELS	Min - Max. \varnothing mm	630 - 2200	1250 - 2800
	Min - Max. width	660 - 1600	660 - 1600
	Max. weight	6000 kg	10000 kg
DRIVE	Power Kw. (HP)	7.5 (10)	11.5 (15)
	R.P.M. U/min	15 - 60	8 - 50
	Voltage	200-400V III + N / 50-60Hz	
	Torque	2204	3000
Drum Lifting		Hydraulic touch panel operated	
Dimensions mm.		See page 18 for dimensions	
Weight kg.		2200	2600

Reel jacks and accessories



Hydraulic jack, completely made of steel, for reels with diameters from 600 to 3.000 mm and a maximum weight of 10.000 kg. With axle holding mechanism, adjustable in height to place it level with the reel hole. Lifting of reel by hydraulic jack actuated by pedal. With wheels and handle-bar for easy transporting.

Hydraulic jacks

	GH2000	GH2500	GH3000
Maximum Ø mm	700 - 2000	800 - 2500	800 - 3000
Maximum weight Kg.	3000	5000	10000
Dimensions	1100x540x470	1400x540x470	1600x650x550
Weight kg.	56	63	82



Mechanical jack constructed completely in steel, for reels from 700 to 3.000 mm Ø and maximum weight of 10.000 kg. With a fixed axle holder devices and another height-variable axle holder to situate it at the level of the hole in the reel. Elevation of the reel is by means of a cog rail and safety handle. Good size base plate with wheels for easy movement.

Mechanical jacks

	GCR1800	GCR2600	GCR3000	GCR3000/10
Maximum Ø mm	400 - 1800	700 - 2600	700 - 3000	800 - 3000
Maximum weight Kg.	1500	3000	5000	10000
Dimensions	740x500x400	1125x640x500	1400x500x400	1400x640x500
Weight kg.	30	64	70	100



Steel axles especially designed for the hydraulic and mechanical jacks of the series GCR, GH and GM. With safety end caps to assure perfect placement of the axle and two reel-centering plates.

Reel-bearing axles

	EB35	EB50	EB75	EB95
Ø mm	35	50	75	95
Maximum weight Kg.	1.000	3.000	5.000	10.000
Large	1.500	1.500	2.000	2.200
Weight kg.	9,5	23	31	48

Pay-off machines for unwinding cable

Our pay-off machines are for unwinding cable and it's useful to work in combination with a winding machine with safety and in heavy working conditions.

There are 4 different types;

DVF

- Sturdy frame construction, optional wheels.
- Hydraulic lifting and lowering.
- Fixed shaft.
- Optional motorized version.
- Optional brake tensor.
- Optional cage protection.
- Reels up to **5 000mm Ø & 50 000 kg.**

DVR

- Sturdy frame construction, optional wheels.
- Hydraulic lifting and lowering.
- Two axle to grab the reel.
- Brake tensor included.
- Motorized option to help to unwind the cable easily.
- Manual protection cage.
- Reels up to **2 500mm Ø & 4 000 kg.**

DVG

- Sturdy frame construction, optional wheels.
- Hydraulic lifting and lowering.
- Arms moves independently.
- Control at the protections.
- Sync included for a winding machine.
- Brake tensor included.
- Motorized option to help to take up the cable with remote control.
- Optional; Speed controlled by torque tensor, motor driven with soft start and auto speed adjustment.
- Automatic protection cage
- Reels up to **2 500mm Ø & 5 000 kg.**

DVP

- Sturdy gantry frame construction.
- Hydraulic lifting and lowering.
- Axle motorized
- Arms moves independently.
- Touch panel control
- Sync with the winding machine
- Speed controlled by torque tensor, motor driven with soft start and auto speed adjustment.
- Automatic protection cage.
- Reels up to **2 800mm Ø & 10 000 kg.**



DVF-3



DVR167



DVG250



DVP10

Accessories for measurers



SET GUIDE ROLLERS

Set guide rollers for installing it at the entrance of the M type measurer device, to guide a more gentle curve for the cable that comes from the highest part of the reel rack.

- Rollers at 90 degrees, to guide the cable from the highest part of a reel-rack.
- Rollers at 180 degrees, for opposite sides.



SH60



TD40

CABLE CUTTERS

Located at the end of the measure, allows the operator to make easy cuts, simple and safe. Different cutter types for different cables types:

- Manual, by tilting support and leverage to reduce effort.
- Automatic hydraulic, drive button, capacity 100 mm Cu-Al. Ø
- Miter saw for cutting steel cable with safety protections.



AUTOMATIC CABLE LAYING DEVICE

Highly precise and easy to manage mechanism that serves to automatically distribute the cable during winding process.

- Progressive speed following of the drum.
- Override control from a Joystick.
- Automatic cable size diameter.
- Memorize type positions of drums.



CABLE INK PRINTING

Printer ink to print directly on the cable, type SP-INKJET-EVO. It allows printing of image logos, footage, barcode, order numbers, etc.

- Print at each x mm, or at the beginning and/or at the end of the cable.
- Easy to clean
- Low ink usage
- Different colors (monochrome)



GUIDING ARM:

Equipped with rollers and mounted at the end of the measurer, so that the cable is guided as close to the drum, and thus achieve a perfect winding.

- Possibility of incorporating a laser pointer to perfectly visualize the winding position.

WHEELS:

Two wheels mounted in the machine and driving lever equipped with two wheels at the back.

MOTORIZED:

Two wheels located at the front of the machine and steering handle with a wheel equipped with a geared motor drive at the rear, with hydraulic lift. The controls are on the steering handle.



Counters with touch panels with sizes from 3.5", 5.7" and 7" connected to a controller that allows to perform all machine operations from the screen.

Simplifies the use for the operator to use graphical interface, which avoids all sort of handling errors and facilitates maintenance.

- Remote connection for maintenance
- Optional label printer
- Import / Export data to Excel



SoftWinding is a LOIMEX software that can connect to all winding machines, and enables you to connect to your ERP system and track orders and control all coils and cuts.

- Transfer all PO to the winding machines.
- Projects for bundles of cables.
- Check your stock with a GUI of reel-racks.



DANCING CABLE ARM

Which controls the tension of the cable while winding, maintains a minimum tension in the cable. This system controls the speed of a winding or unwinding machine.

CABLE ACCUMULATOR

It's designed for two purposes: on one hand ensures that the winding does not occur to the winder pulls (or , if applicable , of the extruder) machine , and it maintains a constant tension at all times controlled by the weights of the lower pulleys



ADDITIONAL CONES:

Specially for wooden drums with central hole from 30 to 60 mm diameter.

Easy placement on the original cone of a TR machine, to accommodate smaller coils.



Accessories for handling the cable



A40/M

WIND AND UNWIND COILS OF CABLE

Motorized cable coiling unit to wind and unwind cable automatically sync or manually driven by a foot pedal start-stop. Speed regulated.

Connection 110v(or 220v) 50-60Hz

Optional a hand measure unit attached to the device



CDV

UNWINDING DRUMS WITH TENSOR BRAKE

Platform type CDV-100 for unwinding drums from 300-1000 mm. Ø, with widths up to 650 mm. and a maximum weight of 500 kg. The platform is equipped with 4 wheels, two of them equipped with brakes

Optional:
Electro-mechanical brake to control unwinding cable tension with a potentiometer or in sync mode with a coiling machine.



PDV

TURNING TABLE

Unwinding device Type PDV, for unwinding reels horizontally from N10 (Ø 1.000mm) to N25 (Ø 2.500mm) with a maximum weight of 4.000Kg. The unwinding device is built with structural tube profiles, forming a very sturdy unit.

PDV-DD(optional accesory)
Rubber tire wheel motor attached to the unwinding plate that allows you to rotate the plate on low speed, to de-coiling or winding the wire in the drum easily.

Pedal-powered with speed ramps for smooth start and stop. Emergency stop with safety relays to accomplish CE safety measures.



CBT

DRUM CARRIAGE

Sturdy device to transport drums safely without damaging the cable, be means of a forklift (Fenwick).

Includes axle, centering plates and an anchor for safety system to prevent the drum from falling during the displacements..

For drums maximum Ø 1600 mm and maximum weight of 3000kg. , other sizes and weight please inquire

REEL-RACKS TO ECONOMIZE FLOOR SPACE

Perfectly adaptable to warehouses with high or low ceilings. Anchored only to the floor. Reels are loaded to the racks by means of pulley block, forklift truck or travelling crane and put with their axles into supports with an anti-fall clamp system (patented) for the direct rewinding of the cable from the racks.

GENERAL FEATURES

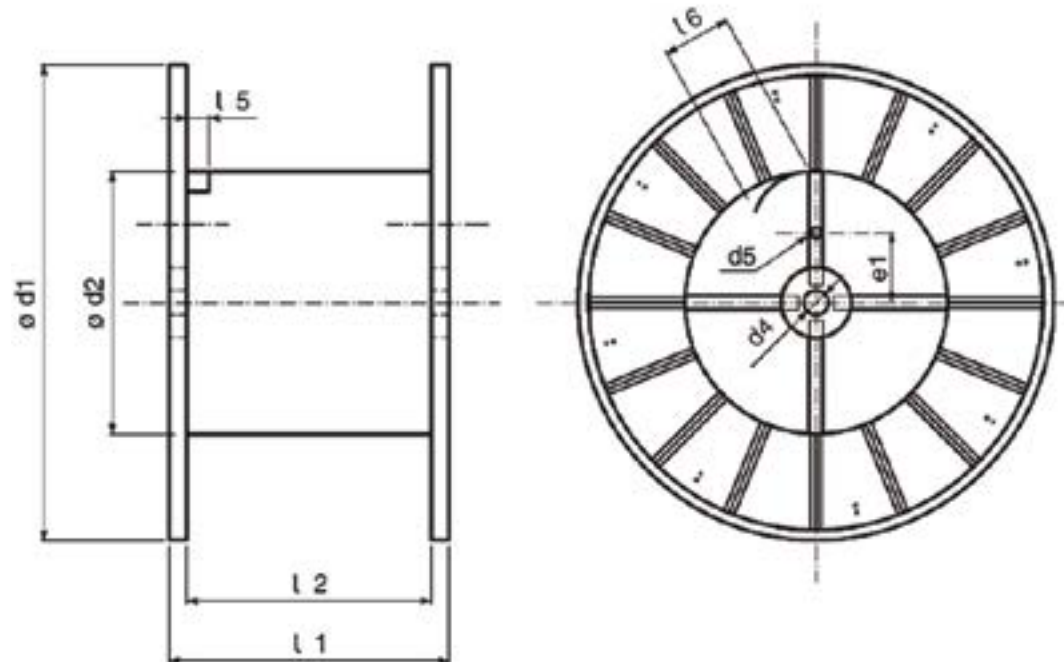
- Racks manufactured with steel-tube, zinc coated by electrolysis
- Self-supported, inclined system. Anchored only to the floor. Supports for reel axles, placed on the outside of the main-supports and with an anti-fall clamp safety system (patented).
- Lesser need for separation between main supports which allows us to fit a larger number of reels stored in the same available length.
- Maximum utilization of warehouse's useful height. Possibility to store different diameters in height.
- Adjustment of warehouse's available capacity. According to the types of reels, a relevant study is carried out.
- Structure totally screwed on, detachable and 100% recoverable. Delivered with axles and balancing plates, to keep the reels from rubbing together or jam the structure.
- Easier to maneuver due to a better visibility of the axles-bearing supports at the time of loading and unloading the reels by forklift truck or hoist.
- Subject to warehouse availability, we deliver the complete rack with the reel's loading and unloading system.
- Possibility to deliver the rack with load distribution rack, for floors with a lower resistance.
- Delivered with card holders and exchangeable cards, for a better warehouse control.



Comparative list for cable winding machines

Features	D 30	DTR 100	TR 126	TR 147	TR 167	TR 207	TRG 160	TRG 200	TRG 250	TRP 6	TRP 10
WOODEN DRUM SIZE											
Ø min mm.	-	600	600	600	700	700	600	600	600	630	1250
Ø max mm.	800	1000	1250	1400	1600	2000	1600	2000	2500	2200	2800
min width mm.	-	-	350	300	450	450	380	520	520	660	660
max width mm.	330	710	850	950	1150	1150	1150	1450	1450	1600	1600
max. weight kg. ver. heavy duty	150	800	1000	1500	2000	3000 4000	2000	3000 4000	4000 5000	6000	10000
Elevation	-	Bomba hidráulica manual opcional electro-Hydraulic				Electro-Hydraulic					
DRIVE											
Power Kw (HP)	1.1 (1.5)	1.5 (2.0)	1.5 (2.0)	2.2 (3.0)	3.0 (4.0)	5.5 (7.5)	3.0 (10)	5.5 (7.5)	7.5 (10)	7.5 (10)	11.5 (15)
Speed (R.P.M.)	15 80	15 80	15 80	15 80	15 80	10 60	15 100	10 70	8-50	15-60	8-50
Torque Nm	198	270	338	448	637	1208	637	1208	2204	2204	3000
Voltage (V/Hz)	220V I or 240V III 50-60 Hz			240V III or 400V III 50-60 Hz							
Fusing Amp.	1x16			3x32 + N							
OPTIONAL ELEMENTS											
Coiling device	RD30	RD100	RT8.20	RT9.25 - RT10.25			RG8.25		RT10.25		
Measurers	M20-40	M20-40-60 / MTR50		M20-40-60-80 / MTR50-70-100							
Cable cutters	BRD-S35 / SH40-60-80-100 / TD40-60-80										
Autom. laying	REL16	REL16	REL26	REL37							
Touch panel	opcional táctil color 5.7"							Táctil color 7"			
DIMENSIONS WITH PROTECTION CAGE CLOSED											
Large mm	1600	1700	2370	2295	2480	3100	2550	3140	4180	3000	3800
Width mm	1020	1800	1570	1996	2250	2400	2500	3500	3670	3600	4000
Height mm	1400	1950	1250	1800	1800	1900	1750	1850	2000	3200	4000
DIMENSIONS WITH PROTECTIONCAGE OPENED											
Large mm	1180	1700	1700	1870	1950	2200	3120	3300	4140	3000	3800
Height mm	1720	2235	1885	2030	2340	2600	2300	2700	3100	3200	4000
WEIGHT											
Weight kg. ±	350	600	540	1050	1100	1200	1400	1650	1900	2200	2600

DIN dimensions for wooden drums




Type	$\varnothing d1$	d2	d4	d5	e1	l1	l2	Weight Kg.	Max.Kg
N5	500	250	56	30	100	450	315	8	100
N6	630	315	80	30	100	450	315	25	250
N7	710	355	80	30	100	520	400	27	250
N8	800	400	80	40	100	520	400	31	400
N9	900	450	80	50	160	690	560	47	750
N10	1000	500	80	50	160	710	560	71	900
N12	1250	630	80	65	160	900	710	144	1700
N14	1400	710	80	65	160	900	710	175	2000
N16	1600	800	80	65	300	1120	900	280	3000
N18	1800	1000	80	65	300	1120	900	380	4000
N20	2000	1000 1250	125	65	300 400	1120 1360	1120	550	5000
N22	2240	1129 1400	125	65	300 400	1360 1450	1120 1220	710	6000
N25	2500	1250 1400 1600	125	65	400	1360 1450	1120 1220	900	7500
N28	2800	1800	125	65	600	1650	1380	1175	10000



We have a technical team with more than 40 years of experience in the design of machinery for the manipulation of the cable, people which is in constant development and formed in the latest technologies, able to develop the projects 'key in hand' for any application within the sector.

REENGINEERING OFF OUR MACHINES

Using our standard products, we adapt it to the customer needs of his project.



HIGH PRODUCTION In collaboration with the Swiss company Ramatech AG, we develop for high production projects in the process of cable.



CABLE LAYING

In collaboration with the German company Vetter-Kabel we design projects to lay the cable in works without damaging the cable and by facilitating the most for laying it.





Company leader in the sector of the manipulation of cable for more than 45 years constructing machinery and giving best support to our customers. We export more than 35 countries.

HISTORY:

- 1920 Founding of German TEUSCHER METER company, specialist in measuring and cable winding
- 1960 The German Group BRACHT purchases TEUSCHER METER and renames the company to TEMETER
- 1970 TEMETER decided to move the manufacture of machinery to Spain to reduce costs, and they founded TEMETER IBERICA in Badalona - Spain, currently LOIMEX.
- 1975 Since the oil crisis, the German Group BRACHT sold TEMETER to SELVE company in Germany, renaming the company to SELVE-TEMETER. TEMETER IBERICA becomes independent and continues to produce machines for the German market.
- 1985 Company moves to Premià de Dalt—Barcelona and renames the company name to LOIMEX.
- 1999 First certification of the company to ISO 9001
- 2003 SELVE-TEMETER in Germany is sold to VETTER-KABEL in Lottstotten—Germany
- 2010 Machinery exports exceeds the domestic sales.

CENTRAL :**LOIMEX, S.A.**

Narciso Monturiol, 25
08339 - VILASSAR DE DALT
BARCELONA
SPAIN
TFN: (+34) 93.750.79.36
FAX: (+34) 93.750.77.51
EMAIL: loimex@loimex.com

TOOLS DIVISION:

Llevant, 6
08338 - PREMIÀ DE DALT (BARCELONA)
SPAIN
TFN: (+34) 93.752.34.57
FAX: (+34) 93.752.02.96
EMAIL: herramientas@loimex.com



Worldwide contacts



VETTER KABEL GmbH Germany
Tel. +49 7745/9293-0 - info@vetter-kabel.de

Germany, Switzerland, Austria, Belgium, Luxembourg, Holland, Norway, Denmark, Estonia, Latvia, Lithuania, Czech Republic, Slovakia



Cable Coiling Ltd
UK
Tel. : 0118 207 0430 - Mob. : 07841 575326
Email : sales@cablecoiling.co.uk



CABLE EQUIPEMENTS
94880 Noiseau
France
E-mail: contact@cable-equipements.fr



MC PEREIRA, LDA.
Portugal
Tel. : 00351 214 130 782 - Fax. : 00351 212 765 737 -
Tm : 00351 917 786 501 - Email : geral@mcperreira.com



Kleimi Contact Srl
Italy
Tel ++ (39)-02-5560.6101
E-mail: klemi@klemi-contact.com



GEYER KABEL PERU S.A.C.
Perú
Tel. +51 1 212 5058 Fax +51 1 441 0965
E-mail: gkp@geyer-kabel.com



FK P&R
Argentina
Tel. +54 11 4553-4218 Mobile (WhatsApp)
+54 (9) 11 4045-2801
E-mail: frankcaricato@outlook.com



PBA COMERCIO INDUSTRIAL
Ecuador
Tel. (593 2) 3957595 / 3957539
E-mail: contacto@pbya.com

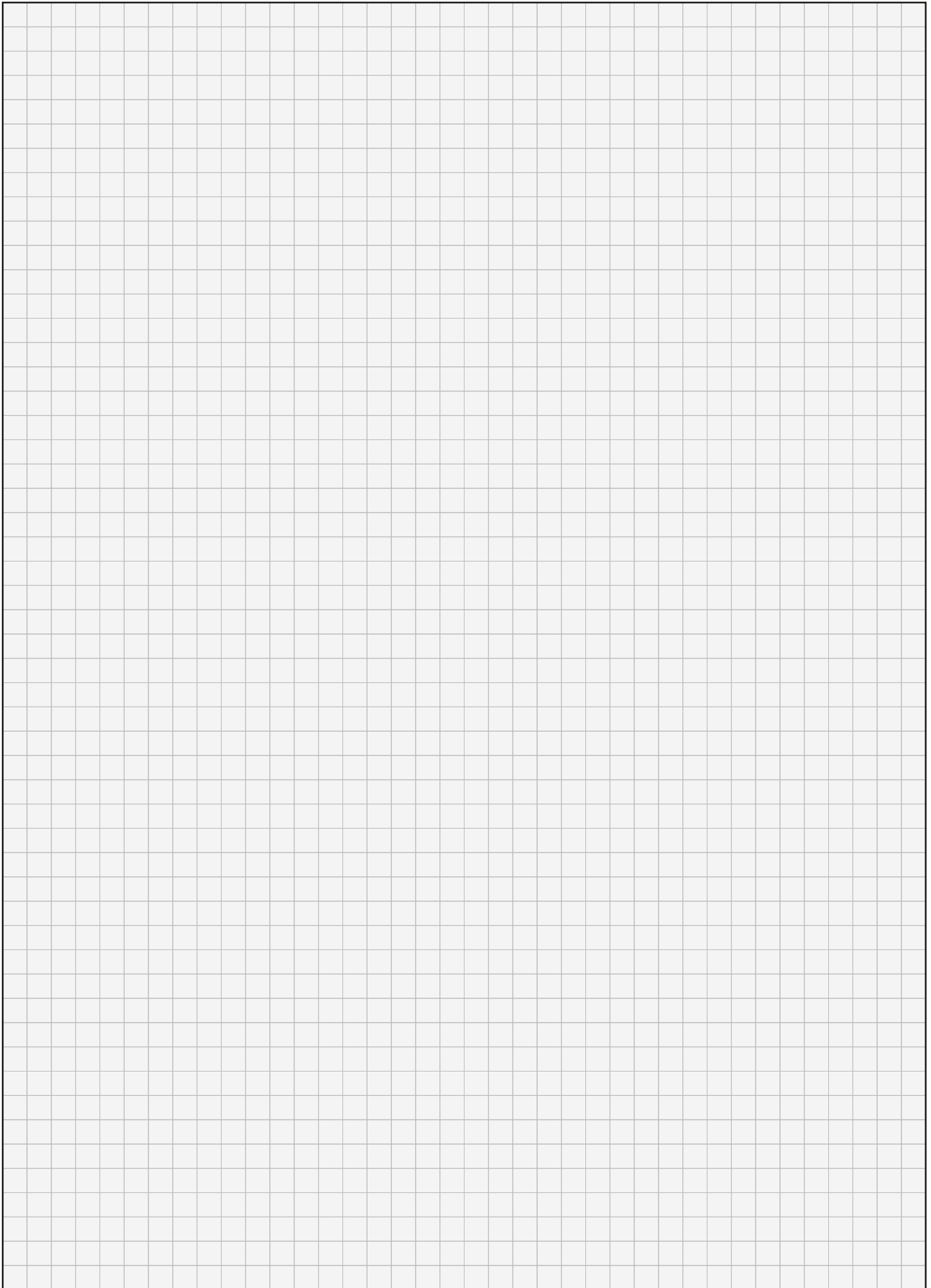


IUSPACK
Paseo Cuesta Bonita # 588, Interior 202
Colonia Cuesta Bonita, C.P. 76063
Santiago de Querétaro, Querétaro, México
Tel ++ (52) 1 4421380190 E-mail: jorge@iuspack.com

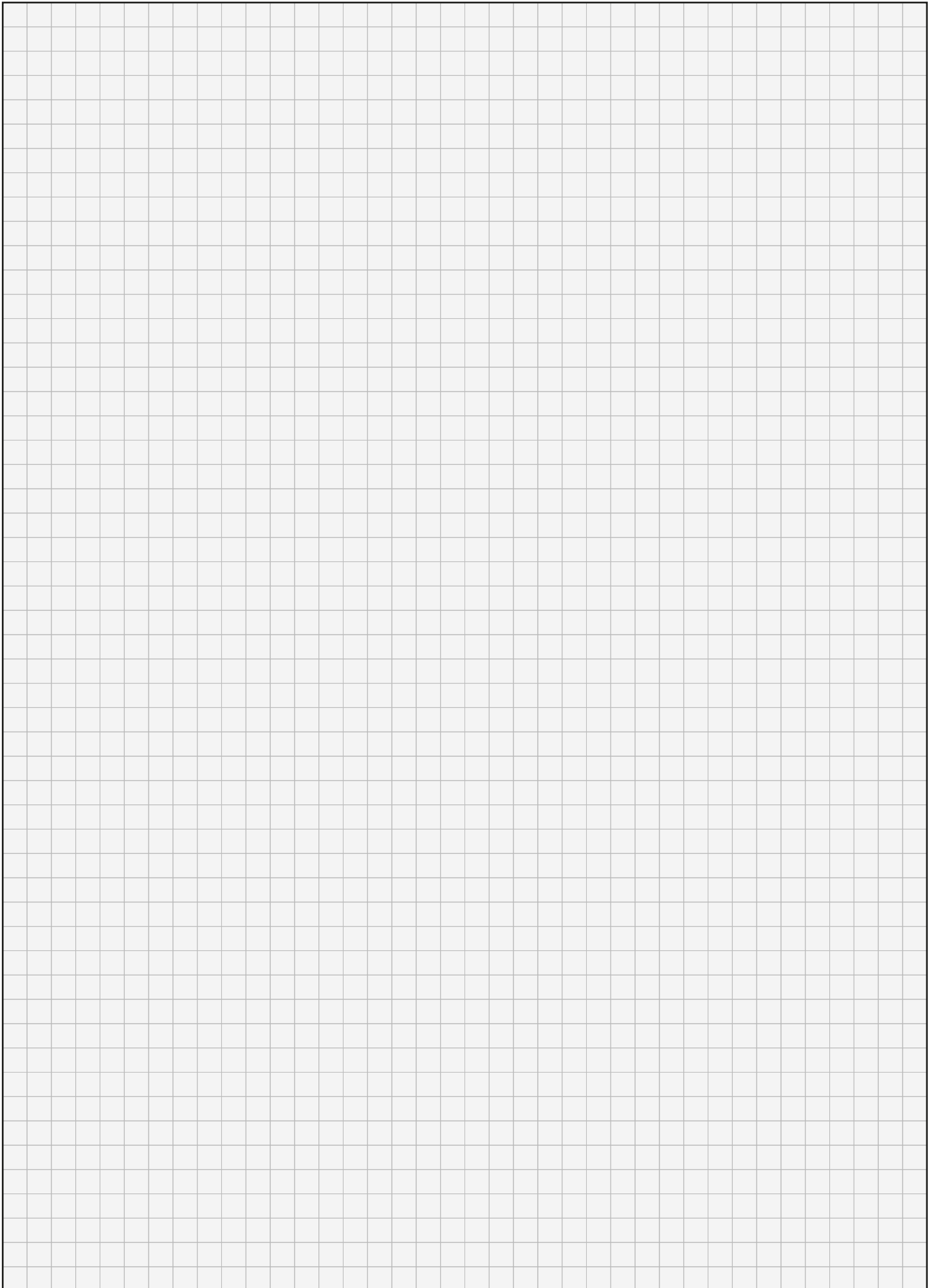


Summit Engg. Tech. Pvt. Ltd.
Summit House, Plot No. B 23, Group II,
Sector 4 , Near Shriram Vidyalaya, Airoli, Navi Mumbai - 400708. INDIA
Tel: 00-91-22-27792776 / 27799667/ 27790919
Cell:00-91-9821150858 Fax : 00 - 91-22-27790819
E-mail: summit2@vsnl.com ; satyajit@summitengg.com

Notas / Notes



Notas / Notes





LOIMEX

**MACHINES AND ACCESSORIES FOR MEASURING,
COILING, CUTTING AND STORING CABLE**